




EMS
Entrance Matting Systems Ltd

leading manufacturer
of specialist Entrance
Matting Systems



EMS specialise in manufacturing the **Highest Quality Commercial Entrance Matting Systems** on the market. With a selection of **Heavy Duty External and Internal Aluminium Grid Systems, Barrier and Bespoke Logo Matting**, EMS provides the **best and most appropriate solution for every application and budget**. Every entrance matting system is made to order, to your business's individual requirements.

EMS is at the fore front of the **Entrance Matting Industry**, keeping up to date with the latest trends in **Design, Manufacturing, Sustainability and Health and Safety**. EMS has a **passionate, adaptable and experienced team who are fully trained in manufacturing, sales, technical support and installation of entrance matting**.

BENEFITS OF CHOOSING AN EMS ENTRANCE MATTING SYSTEM:

- ✓ Mat depths to suit matwells or surface mounting. Low and standard profiles. Standard profile with rubber feet with added benefit of maximum sound absorption
- ✓ Manufacture aluminium grid matting to 4 metres without a join
- ✓ Bespoke custom-made entrance matting – made to any size, shape or configurations
- ✓ Choice of colours within each insert or barrier matting materials as well as PVC scraper bars and anodised aluminium
- ✓ Easy to install – EMS offer an installation service with our team of experienced, fully trained and qualified specialist installers. Installation can be carried out day or night to suit your business
- ✓ Choice of inserts and barrier matting materials
- ✓ The only manufacturers to offer bespoke, colour match* anodising service as well as 4 standard anodised aluminium colours
- ✓ High rolling load capabilities – 001, 005, 008 and all of the LU range
- ✓ Exterior and Interior options
- ✓ Easy to clean and maintain
- ✓ Heel proof entrance matting systems
- ✓ Legislation compliant
- ✓ Protects and prolongs the life of the internal floor finishes by removing dirt, grit, grease and moisture. Also reduces maintenance costs to all flooring
- ✓ Open, closed and drainage systems are available in all of the grid systems as well as specialised drainage for the LU
- ✓ Superior scraping, with all grid systems and drying action
- ✓ Reduces slip and trip incidents as well as compliant with the New Disability Act 2004
- ✓ Durable and hard wearing
- ✓ Retains the appearance of all of the entrance matting with regular maintenance
- ✓ Guarantees on all products

*Colour match anodising, colour will be matched as close as it is possible to do so. With control sample and signing off by the client prior to manufacturing the entrance matting system.

TREAD ZONES

ZONE 1: Exterior Entrance

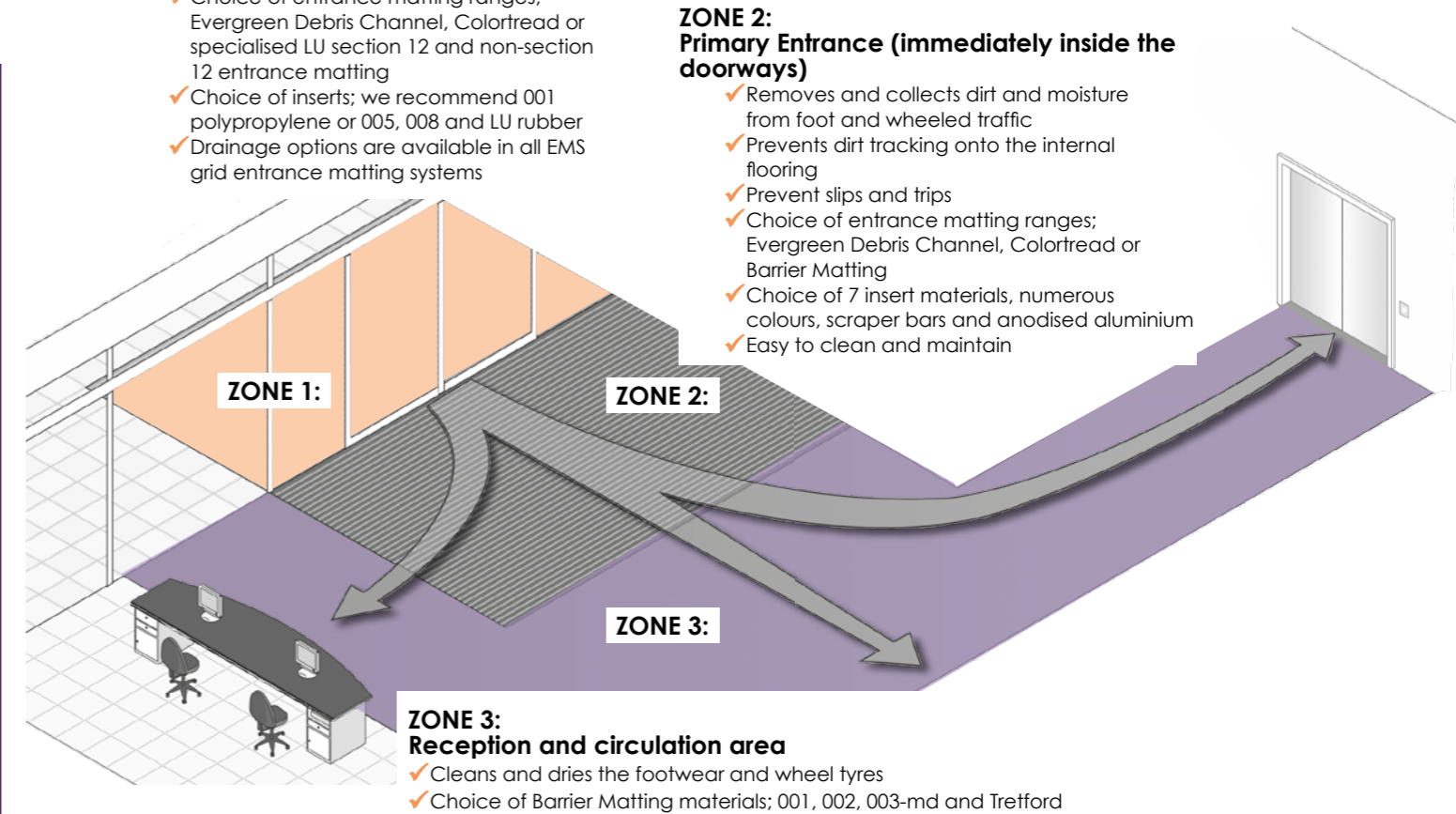
- ✓ Removes dirt, grit, grease and initial moisture prior to entering the building
- ✓ Easy to clean and maintain
- ✓ Choice of entrance matting ranges; Evergreen Debris Channel, Colortread or specialised LU section 12 and non-section 12 entrance matting
- ✓ Choice of inserts; we recommend 001 polypropylene or 005, 008 and LU rubber
- ✓ Drainage options are available in all EMS grid entrance matting systems

ZONE 2: Primary Entrance (immediately inside the doorways)

- ✓ Removes and collects dirt and moisture from foot and wheeled traffic
- ✓ Prevents dirt tracking onto the internal flooring
- ✓ Prevent slips and trips
- ✓ Choice of entrance matting ranges; Evergreen Debris Channel, Colortread or Barrier Matting
- ✓ Choice of 7 insert materials, numerous colours, scraper bars and anodised aluminium
- ✓ Easy to clean and maintain

ZONE 3: Reception and circulation area

- ✓ Cleans and dries the footwear and wheel tyres
- ✓ Choice of Barrier Matting materials; 001, 002, 003-md and Tretford



www.entrance-matting.com

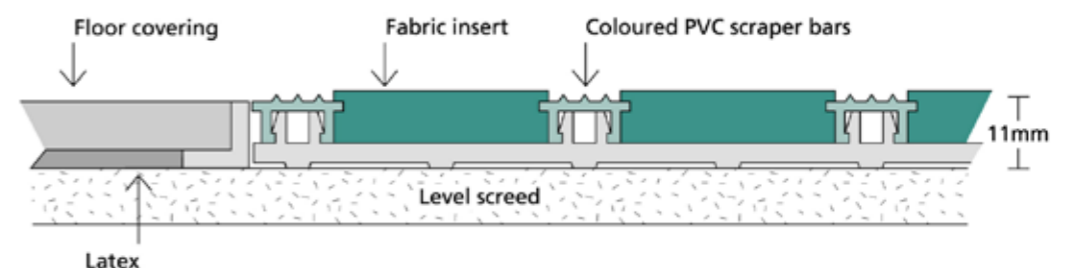
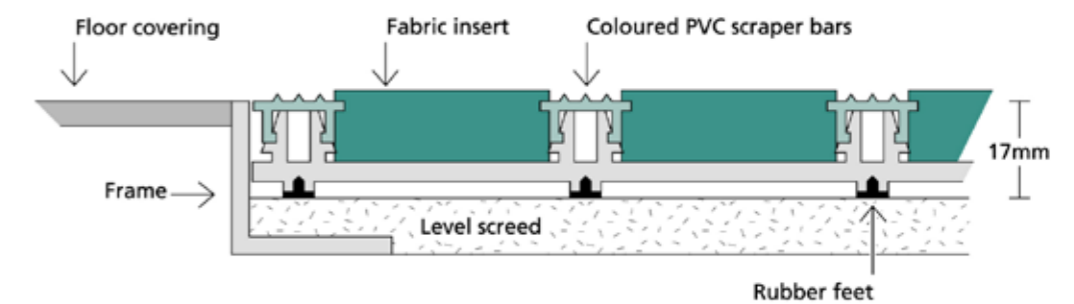
MATWELL FRAMES:

Angle frames are available in aluminium, anodised aluminium, brass and stainless steel.

Ramped aluminium and anodised aluminium for surface mounted entrance matting systems.

Notched angles for curved entrance matting systems, available in all 4 finishes.

All angles have polished edges and are supplied mitred, pre-drilled and countersunk for mechanical fixing.



EMS PRODUCTS

EVERGREEN DEBRIS CHANNEL: GreenSpec®




DC001 fibre bonded polypropylene infills, available in black, grey, anthracite, brown and tan



DC002 nylon brush infills, available in black and anthracite



DC003-md multidirectional polypropylene infills, available in 14 colours



DC004 natural coir infills, available in natural tan, brown and grey



DC005 ribbed rubber infills, available in black



DC008 recycled rubber infills, available in black, blue and grey flecked



DC009 nylon brush infills, available in 7 colours



DC022 brush ribbed polypropylene infills, available in black, grey, anthracite and tan

- internal,
- external,
- absorbency
- DDA
- extra heavy duty
- sustainability



TRETFORD DESIGN RANGE:

The Tretford Design Range delivers high performance, eco-sensitive matting with the most distinctive range of colours and design exhibity on the market. Designed to meet the most challenging time in design evolution, this trusted brand has over 50 years experience and remains at the cutting edge of innovative flooring. EMS has combined their 90% Recycled Aluminium Debris Channel Grid System with the Natural, Sustainable and World renowned Tretford range. This is a truly unique combination creating an innovative link between British Engineering, the Environment and Design. There is no need to compromise with this luxury matting system! Just some of the benefits in choosing this unique combination are listed below:

ENVIRONMENTAL
Infills are manufactured to the highest environmental standard with the lowest possible pollution emissions. Green tag certification silver and gold plus. Natural recycled infills made primarily from the by-product of Cashmere goat farming. 80% Cashmere goat hair sourced from well-managed and sustainable sources. Renewably resourced natural, undyed jute backing on the infills. Aluminium base is 90% recycled Provides a healthier internal environment with reduction of dust and air pollution for improved air quality. Natural insulator of heat – saving energy and money.


DURABILITY
Extremely hardwearing infill material along with added benefit of the rigid aluminium base, which is considerably stronger than PVC, rubber and wired products as well as being durable for 30-40 years. Easy to maintain with regular cleaning and

periodic maintenance. Manufactured to withstand heavy footfall, trolley, wheel chair use and to be easily maintained for years to come. Conforms to the Disability Act 2004. Up to 15% of face fibres in the infills are made from nylon, which is made to the highest environmental standards to aid performance and ensure longevity of the product. Infills can be replaced at any time at a fraction of the cost whether it is for a new corporate look or refurbishment purposes.

DESIGN
Our new range of Tretford Entrance Matting provides the largest selection of colours with endless possibilities for designers and architects to discover. It is possible to create continuity between the carpeting and the entrance by using the same product throughout. There are an impressive 48 colours to choose from including 3 natural undyed colours; Double Cream, Silver Birch and Dapple Grey.

COLOURS
The Full colour palette can be seen below. To order samples or gain further information about this luxury design range please contact our Sales Team: info@entrance-matting.com or call: 01205 761757

COLORTREAD:
EMS Colortread entrance matting offers additional colour options with attractive coloured scraper bars in between the infill material. There are 11 standard colours including red, blue, green, grey, burgundy, brown, yellow, orange, black, gold and silver. All of the same infill materials from the Evergreen Debris Channel range are available in Colortread as well. Please visit our website <http://www.entrance-matting.com> or contact our Sales Team: info@entrance-matting.com or call: 01205 761757






ANODISED ALUMINIUM GRID SYSTEMS AND FRAMES:

Anodising is the method of treating metals usually to form oxide coatings for the purpose of increasing the resistance of the surface of the metal, or offering a colour match to suit an interior design colour scheme or branding.

In aluminium, the anodising process forms a layer of aluminium oxide or corundum, which is very hard, relatively inert, electrically insulating and can absorb dyes to colour the film. This increases the durability of the aluminium and therefore the appearance and longevity of the whole entrance matting system.



EMS offer 4 standard finishes: Gold, Bronze, Black and Gun Metal Grey. All four colours are available for the entire EMS Evergreen Debris Channel range and EMS Tretford Design range.

NEW SERVICE: Colour matched anodised aluminium, offering a unique service to colour match (as close as it is possible to do so) our aluminium grid entrance matting systems to your colour scheme and design.

BARRIER MATTING:

Barrier matting is available in recessed, surface mounted with ramped edge or rubber backed

throw-down mats. These options are ideal for lower budget projects as well as logo matting. All infill materials with the exception of rubber can be supplied as barrier or secondary matting. Inlaid logos can be achieved using Tretford, 003-md or 004 as well as printed throw-down mats. EMS also offers grid entrance matting systems with inlaid logos.



LONDON UNDERGROUND ENTRANCE MATTING RANGE:



Specialist product range, specifically designed for the London Underground. There are 2 entrance matting systems within this range including; heavy ribbed and the unique Multi-track rubber infills as well as section 12 rubber infills with a choice of drainage systems. All approved and on the LU register of approved products.

SUSTAINABILITY:

EMS are proud to have the only aluminium matting products with Greenspec Accreditation on the market. Evergreen Debris Channel, Tretford Design Range and LU entrance matting all have a minimum of 80% total recycled content.



LU MULTI-TRACK



NEW LU DC MATTING

Our UK aluminium supplier sources at least 90% of its stock from recycled material.

EMS only source suppliers who recognise the importance of minimising the impacts of consumption and manufacturing on the environment, as well as actively reducing their business's carbon footprint. We promise to deliver environmentally friendly and sustainable products at competitive prices without compromising on quality and performance of our products.

OUR TOP 4 PRODUCTS AND INFILL MATERIALS, WITH REGARDS TO SUSTAINABILITY ARE AS FOLLOWS:

DC004: 100% natural coconut fibres. No chemicals used or energy consuming processes in the manufacturing of this infill material.

DC008 (black and main bulk of the other colours): 100% recycled natural rubber, from tyres. Extremely hard wearing, also minimising replacements costs on the environment and economically beneficial.

TRETTFORD DESIGN RANGE: natural goat hair, by-product/waste from the cashmere clothing industry. Sustainably sourced and manufactured. Highest environmental standard and lowest pollution emissions. Green Tag silver and gold plus.

LU (LONDON UNDERGROUND) SECTION 12: Natural, halogen-free rubber. Made from a rapidly renewable raw material, ethically sourced from well managed rubber plantations, benefiting the local communities and the country's economy as well as being sustainable.



Here are just a selection of clients already specifying EMS Entrance Matting Systems;

MARKS &
SPENCER

NetworkRail

Building schools for the future

UNDERGROUND



NHS

Museum of
Liverpool

Arcadia

PIZZA
PAPA JOHN'S

★ PRET A MANGER ★

EAST MIDLANDS TRAINS



Constructionline

GreenSpec®



BRITISH
MADE



CHAS
Accredited Contractor
CHAS.co.uk

Constructionline
Gold Member

ENTRANCE MATTING SYSTEMS LTD

address Freiston Enterprise Park, Prory Road, Freiston, Boston, Lincolnshire PE22 0JZ

EMS
Entrance Matting Systems Ltd

CONTACT US

telephone +44 (0) 1205 761757

fax +44 (0) 1205 761811

email info@entrance-matting.com

website www.entrance-matting.com

